

Technical Datasheet

LOGIC

Ekkoair[®]
by jeremias

INDIVIDUAL HEAT RECOVERY UNIT | DUAL FLOW SYSTEM

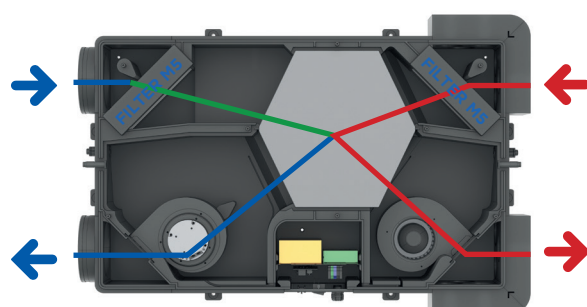
LOGIC

An individual heat recovery system that incorporates a logical bypass, which, in the event of activation, blocks the exhaust fan, allowing only the supply or intake fan to operate and cool the living space.

FEATURES

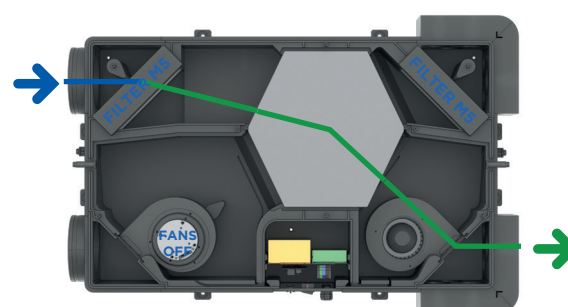


❄️ **HEAT RECOVERY GENIUS**
IN WINTER

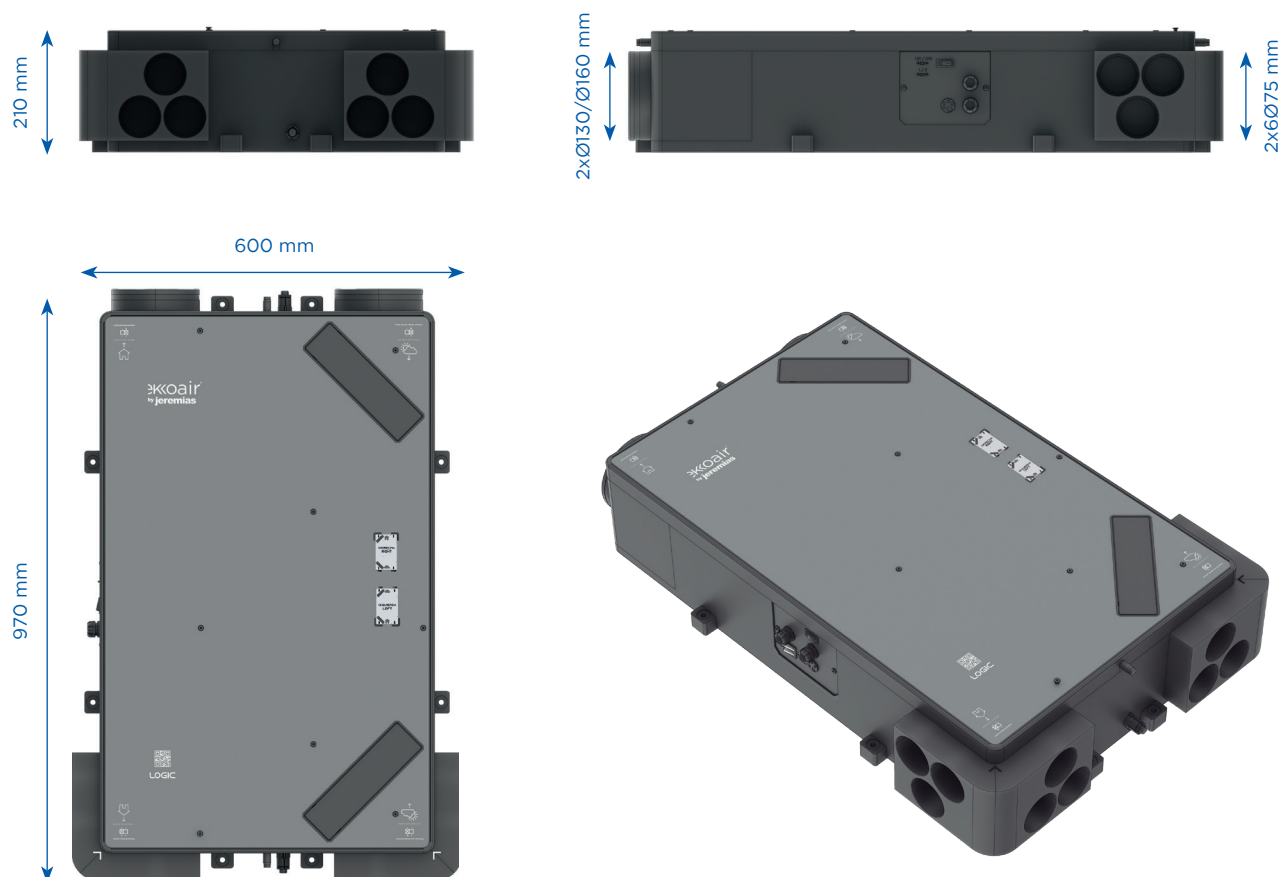


☀️ **AUTOMATIC BYPASS ACTIVATED**
TO COOL DURING SUMMER NIGHTS

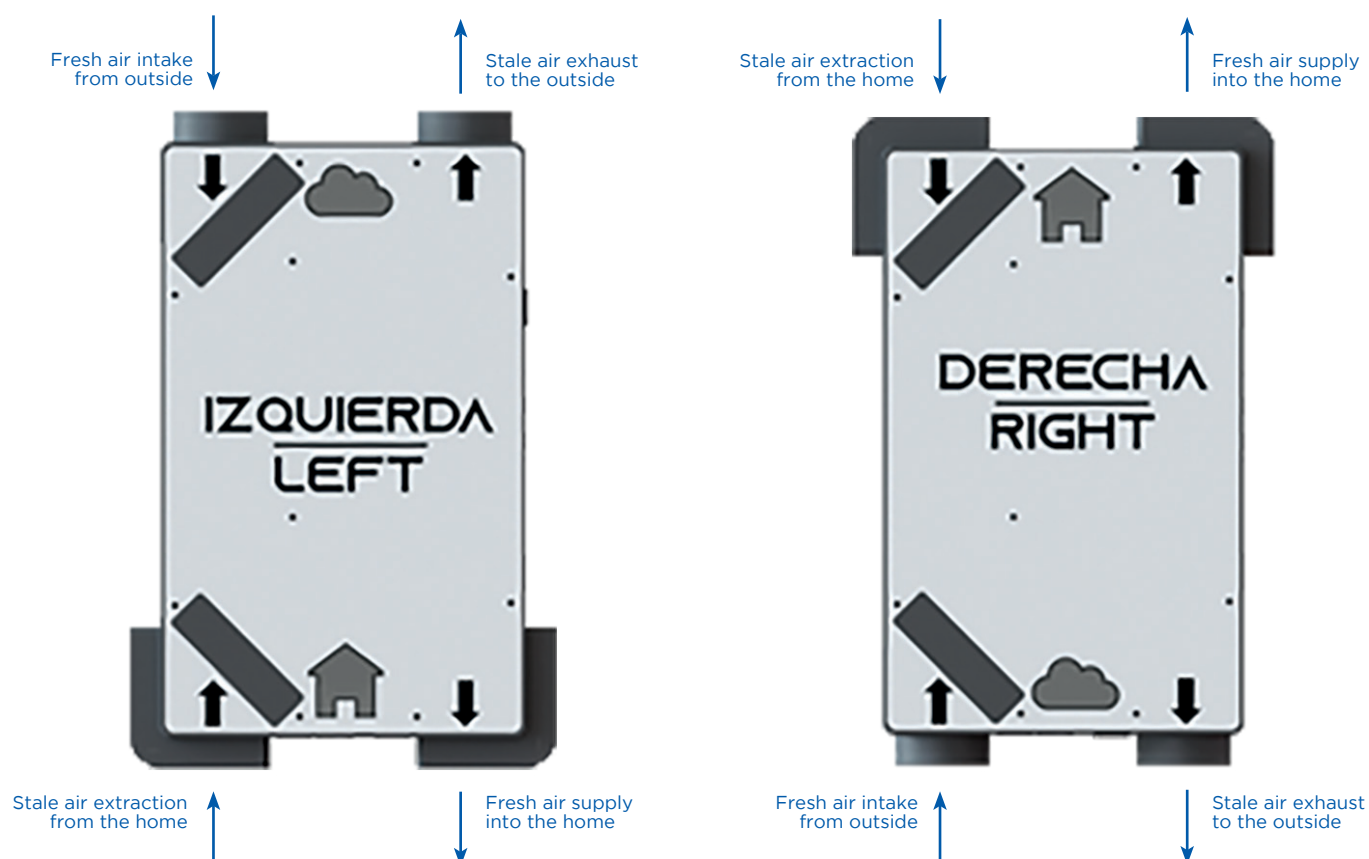
BY-PASS
BYPASS
AUTOMATIC
(electronic)



Dimensions



Positioning



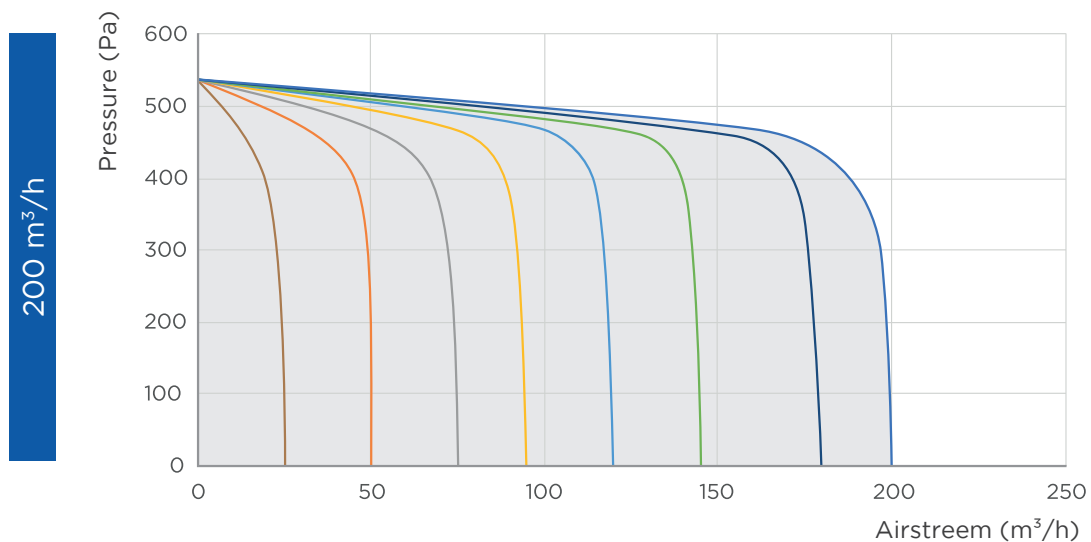
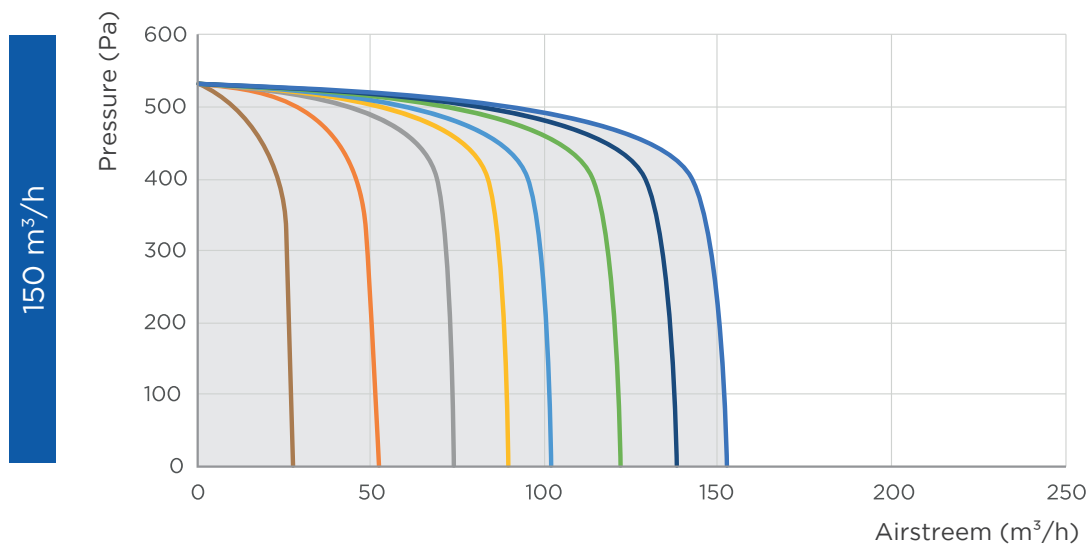
Technical Specifications 150 m³/h

Technical Specifications 200 m³/h

150 m³/h			200 m³/h		
Parameters	Units	Values	Parameters	Units	Values
Flow Rate	m³/h	150 (200 Pa)	Flow Rate	m³/h	200 (200 Pa)
Sfp (70% Qvd)	W/m³/h	0,29	Sfp (70% Qvd)	W/m³/h	0,29
Sound Pressure L _{Pa-1m}	dB	42	Sound Pressure L _{Pa-1m}	dB	45
Duct Diameter	mm	2xØ130/Ø160 + 2x6Ø75	Duct Diameter	mm	2xØ130/Ø160 + 2x6Ø75
Control		8 Speeds	Control		8 Speeds
Installation		False ceiling, wall	Installation		False ceiling, wall
IP		IP 30	IP		IP 30
Filter Type		M5 Coarse 90% ISO 16890	Filter Type		M5 Coarse 90% ISO 16890
Weight	kg	20	Weight	kg	20
Dimensions	mm	970x600x210	Dimensions	mm	970x600x210
Multi-function Control (200 Pa)		1 2 3 4 5 6 7 boost	Multi-function Control (200 Pa)		1 2 3 4 5 6 7 boost
	m³/h	55 75 90 105 120 135 150 150		m³/h	60 85 105 130 150 180 200 200
Body + Casing		EPP + Metal Sheet	Body + Casing		EPP + Metal Sheet
Performance*	%	89	Performance*	%	88

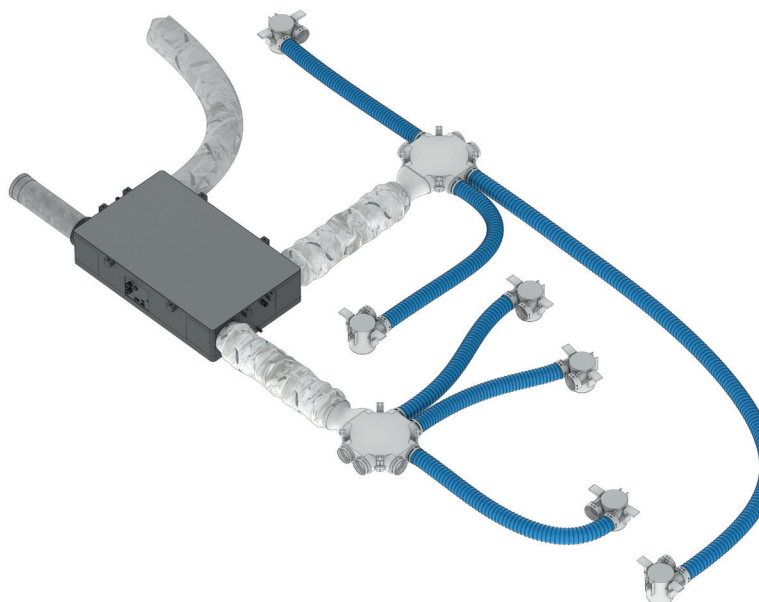
* According to UNE EN 308 at 70% of the nominal volume

V1 V2 V3 V4 V5 V6 V7 V8




APPLICATIONS

■ Controlled mechanical ventilation with two corner connectors Ø130/Ø160 mm



■ Controlled mechanical ventilation with two corner connectors 6x Ø75 mm



TECHNICAL ADVANTAGES

- 100% AUTOMATIC Bypass
- Constant flow EC motors
- Efficiency up to 92%
- Low profile: 210 mm height
- Wide range of filters available (factory standard M5)
- Option to connect to ModBus
- Option to connect to a WEB application
- Option to connect to a CO₂ Sensor
- Option to connect to a Humidity Sensor
- Option to connect to both CO₂ and Humidity Sensors
- Option for pre/post heating resistances
- Option for enthalpy exchanger



INSTALLATION ADVANTAGES

- You can connect up to 12 EkkoFlex Ø75 mm semi-rigid ducts
- Can be installed horizontally or vertically
- Parallel ceiling positioning
- Support profiles included
- Template for support hole drilling in the box
- Adjustable outlets for maximum sea



ACCESSORIES		
Description	Picture	Code
Mounting bracket for Genius/Logic recuperators		000-DRWG107N0001
2 Filters M5 for GENIUS/LOGIC 2 Filters F7 for GENIUS/LOGIC 2 Filters F9 for GENIUS/LOGIC		403-COVE100N0003 403-COVE100N0004 403-COVE232N0001
Pre-Cooler Ø160 for GENIUS/LOGIC		403-COVE100N0005
Post-Cooler Ø160 for GENIUS/LOGIC		403-COVE100N0006
Heat exchanger GENIUS/LOGIC Enthalpy exchanger GENIUS/LOGIC		403-COVE180N0001 403-COVE100N0007
Wifi-Module		403-COVE100N0011
External CO ₂ Sensor		403-COVE100N0013
External Humidity Sensor (relative humidity HR)		403-COVE100N0014
External CO ₂ +HR-Sensor		403-COVE100N0015
Module for Connecting up to 8 Sensors		403-COVE100N0016
Siphon 16/20/25 mm		403-COVE103N0001